

# Single Incision Laparoscopic Surgery (SILs) in Gynaecology

Jafaru Abu, MD

Consultant Gynaecological Oncology Surgeon,  
Nottingham University Hospitals

United Kingdom

# History

- 1911 – First laparoscopy in US with a proctoscope
- 1972 – Cliffe Wheelles described single puncture technique
- 1980s – Laparoscopy takes off!!!
  - Video developments in television industry
  - Laser surgeons
  - New tools – clips, bipolar, staples, suturing, etc.

# History

- 1987 – first laparoscopic hysterectomy in France
- 1988 – Harry Reich performed first laparoscopic lymphadenectomy
- 1989 – Reich performed first laparoscopic hysterectomy using the bipolar
- 1989 – laparoscopic prostate cancer staging
- Late 1980s/early 1990s – laparoscopic egg retrieval, ectopic, adhesiolysis, endometriosis, cystectomies

# Present

- 2005 – Da Vinci Robot
  - Hysterectomy, myomectomy, tubal reanastomosis, cancer surgery

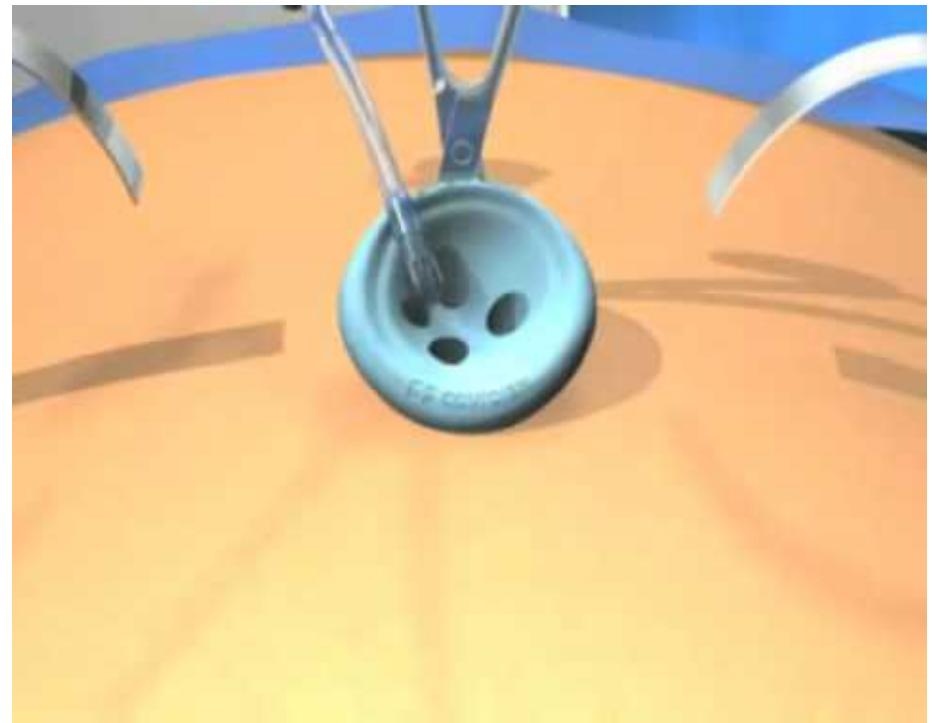


In the da Vinci system, the surgeon sits at a viewfinder (left) and remotely manipulates probes and instruments on actuator arms over the operating table.



# Recent - SILs port

- 2009 – SILs



# SILs

- SILs is also commonly referred to as “scarless” surgery
- Generally, laparoscopic procedures are performed via two or more incisions
- Single incision laparoscopic procedures are performed via a single incision in the umbilicus representing a significant evolution in the field of surgery

# SILs

Laparoscopy traditionally offers better patient outcome compared to open operative procedures, including :

- less pain,
- improved cosmesis and recovery period,

SILs procedures have the potential to dramatically extend these benefits

# SILs Procedure

- The SILs port is a single, flexible port that is fitted through a small incision
- Through this single port the camera and two other operating instruments can be introduced:
  - Blood vessel sealing device
  - Graspers



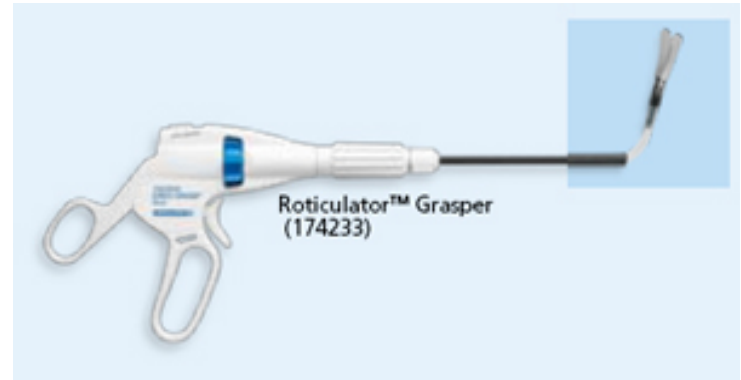
# Gynaecological procedures that can be performed with SILS

- BSO
- Salpingectomy
- Adhesiolysis
- Hysterectomy
- Endometriosis treatment
- Treatment of benign ovarian cysts
- Sterilisation
- Diagnostic laparoscopic procedures
- In very experienced hands: pelvic and para-aortic lymphadenectomy, omentectomy and even radical hysterectomy.

# Types of graspers for SILs

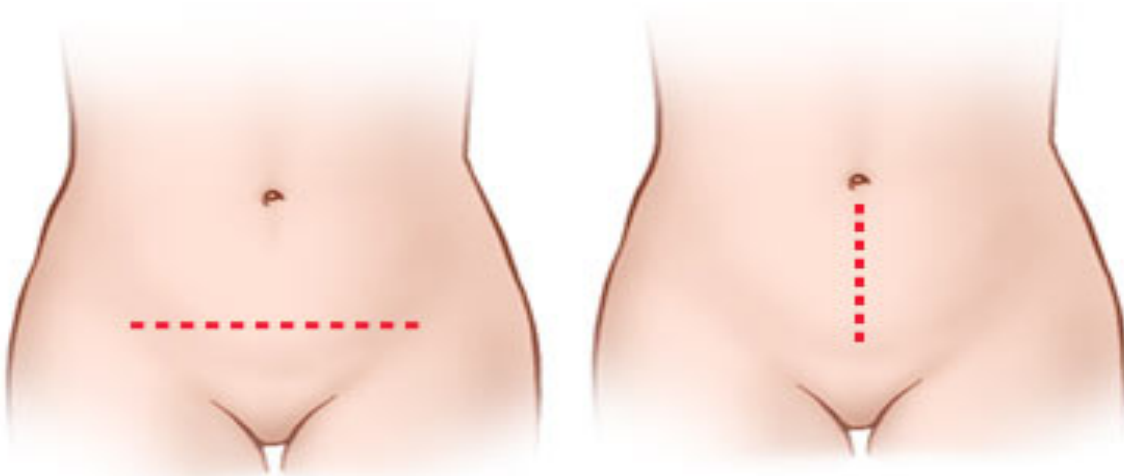


Standard laparoscopic graspers



SILs reticulating graspers

# Incision types



**Open incision options for traditional myomectomy**



**Robotic myomectomy incision portals**

# SILs scars



**Me and my operation:  
Surgeons took my ovaries out  
through my belly button to  
stop my cancer coming back**

By [Angela Brooks](#)

Last updated at 8:22 AM on 08th September 2009

